

START NOW

Female Participant Workbook

FORENSIC VERSION



Susan Sampl, Ph.D.
Robert L. Trestman, Ph.D., M.D.
Julie Wright, Psy.D.

With Cognitive Rehabilitation Enhancements by
Diana Fishbein, Ph.D.
RTI International

Acknowledgements

This document is based on the work, input and contributions from several other people including: Kelly Beckom, Rocio Chang, Paul Chaplin, Marisol Cruz-St. Juste, Karen Davis, Jennifer Faloretti, Diana Fishbein, Julian Ford, Cynthia Garrett, Andrew Goldberg, Catherine Gonillo, Megan Goodfield, Joseph Grzelak, Nancy Hogan, Amy Houde, Marc Levant, Christopher Innes, Andre Ivanoff, Karen Kesten, Walter Krauss, Phil Magaletta, Alix McLearn, Michael Nicholson, Deborah Shelton, Patricia Sollock, Amy Stomsky, Cara Sullivan, Malini Varma, Jesse Wagner, and Sarah Wakai. This presentation was supported by funds from the National Institute of Justice (#2002-IJ-CX-K009).

We gratefully acknowledge those at the Connecticut Department of Correction who contributed to our prior research in evidence-based therapy for offenders. These individuals include former Commissioner Theresa Lantz, former Commissioner John Armstrong, and Director of Mental Health Services Dan Bannish. We also thank the wardens and staff at Garner Correctional Institution, York Correctional Institution, and Manson Youth Institution who supported these efforts, as well as the offenders at those institutions who were study participants.

START NOW

Female Participant Workbook

Unit 1

My Foundation: Starting with Me



Susan Sampl, Ph.D.
Robert L. Trestman, Ph.D., M.D.
Julie Wright, Psy.D.

My Foundation: Starting with Me

Session 1

Understanding START NOW Skills Training & Why it Starts with Me

START NOW versus Resisting Positive Change

The START NOW program is based on the idea that, no matter what, we can begin to move forward by *starting now*, and *focusing on ourselves*.

It is normal to resist change. Most of us can remember a time when we didn't want things to change even if the change was supposed to be a good thing.

Group Discussion

- What are some of the *reasons* we might resist change?

- What are some of the *ways* we have resisted change?

The START NOW Approach

Discuss the following statements of the START NOW approach.

Please draw a check in front of the statements that fit in with how you see things:

- “Instead of waiting for change, I start now.”
- “I can’t control anyone else; I control myself.”
- “Change starts with me.”
- “Any small positive steps I take get me going in a positive direction.”
- “I am responsible for my actions.”
- “I can’t change the past. I can start now to improve my future.”



The 4 START NOW Skill Units

Here's what they are and how they each help with positive change-

1. **My Foundation: Starting with Me-** Positive change starts with you. This unit helps you know yourself. It helps you learn how to make yourself stronger. In this unit, you're introduced to 2 basic skills:

Focusing-

Focusing is tuning into what is happening right now; both inside you and around you. This skill improves with practice and can help with all the rest of the **START NOW** skills.

ABC-

The ABC System gives you a way to understand your behavior. Using ABC, you'll learn to break down your actions into 3 parts. ABC helps you look at what sets you off, how you acted and the consequences of your actions. It helps you have more control.

2. **My Emotions: Dealing with Upset Feelings-** A lot of people say they get into the most trouble when they do something impulsive instead of coping with feelings in a healthy way. This unit teaches new ways to cope with emotions, especially upset feelings.
3. **My Relationships: Building Positive Relationships-** Most people want happy relationships, with friends, family, and maybe a romantic partner, too. This unit helps you build the skills for successful relationships.
4. **My Future: Continuing My Path to Success-** All of the previous skills increase the chances of a successful future. This unit focuses on developing your skills for a happy future.

Welcome to the START NOW Skills Group



Here's some information & expectations about the group:

1. Your group is led by: _____.
2. Group sessions last for about one hour. Please arrive on time. Attend all group meetings, unless you are excused.
3. You are expected to respect each other both in and outside the group.
4. Each person's active participation is important to the whole group. Please listen without interrupting while others are speaking.
5. Please respect each person's confidentiality. What is said in group stays in group.
6. You are expected to practice your skills.
7. You are expected to bring your participant workbook and completed Real Life Practice Exercises to each group session.
8. To make the group a safe place with a positive focus, the following behaviors are not allowed:
 - Threatening remarks or behaviors
 - Sexually inappropriate comments or behaviors
 - "War stories," bragging about risky or destructive behaviors
 - Substance Use
9. Breaking the rules may result in dismissal from the group.
10. Additional: _____



Review the "My START NOW Personal Goal" practice exercise

My Foundation: Starting with Me


Session 2



Review Content and the Practice Exercise from Session 1

Focusing Skills

Focusing is tuning in to what is happening right now.



Many of us find that much of the time we are not focusing very much. Sometimes we go through life on “autopilot.” We may do things out of habit, not really paying attention to what we’re doing.

How can not focusing cause problems?

About Focusing Skills



Focusing skills are helpful to you.

- Focusing helps you get information. You can miss a lot of information when you're distracted and not focused. You save a lot of energy by being focused. It helps you stay on top of things.
- Focusing helps you feel more in charge of your mind and body.

Focusing can become a habit.

- Making a new habit takes practice. The more you practice, the more focusing becomes a new habit.

With practice, your skill level increases.

- Practicing focusing skills can help everyone. This is true even if you have a learning or attention problem. In fact, in these cases, practicing can be even more helpful.



In what ways do you think focusing skills are used in sports or playing an instrument?

Focusing: How to Practice It

- **Start by choosing a specific thing to focus on.**

Here are some possibilities:

- doing something physical like walking or exercising
- listening to a song
- doing a mental exercise, like word puzzles
- looking at a photo
- looking at something you usually just walk by
- brushing your teeth
- eating some food

- **Choose a set amount of time to practice.**

Just 2 to 5 minutes works well, especially at first.

- **Coach yourself to focus.**

- Tell yourself that you are going to practice focusing on that specific thing for that set amount of time.
- Try saying the word “focus” to yourself.

- **Slow down.**

- It’s hard to focus when you’re rushing. Take your time and focus on what you are doing.
- Aim your attention at what is happening right now. If you start to think about what is going to happen next, or what happened before, bring your attention back to now.
- Be mindful that talking too much can be a distraction.

- **It’s OK to lose your focus. This is how you actually practice focusing. Have a plan to get back to focusing.**

- Accept that losing focus happens. It’s normal and expected to find your thoughts wandering. You don’t need to give yourself a hard time about it.
- Refocus: When you notice that you’ve lost your focus, just turn your mind back to what you were focusing on.
- Expect to refocus your attention over and over again.



Focusing Practice Exercise

My Foundation: Starting with Me

Session 3



Review Content and the Practice Exercise from Session 2



Focusing In-Session Practice Exercise

Open & Balanced Attitude

So far in START NOW, we've been looking at ways you can prepare for success, starting with yourself. It's like athletes who go into training for a big competition. Not only do they work on their physical strength and abilities, they also have to prepare their minds.

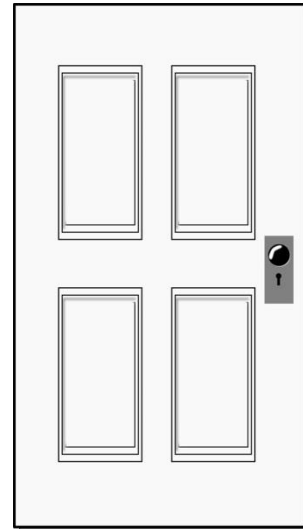



A lot of athletes & coaches say that the main thing that determines success is attitude.

What do you think about that statement?

What is meant by "attitude"?

Let's look at some different attitudes:



OPEN	CLOSED
Easygoing	Stubborn
Considering new ideas and opinions	Having a "Know-it-all" attitude
Listening to many possibilities	One-sided
Trying new approaches	Stuck in old ways of doing things
Seeing oneself and life as they really are	Having a narrow view of life and oneself
Seeing things from other points of view	Focused only on the self
Interested in different opinions Not willing to	listen to another person's ideas
Making healthy choices when appropriate	Trying to control every situation
Understanding that things do not always go favorably or according to plans	Focused on how life's not fair

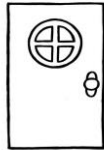
In-Group Exercise

We've looked at closed and open attitudes. How would an athlete respond to his coach's instructions depending on his attitude?



How he may respond if his attitude is

CLOSED:




How he may respond if his attitude is

OPEN:



A Balanced Attitude

A balanced attitude looks at the whole story-

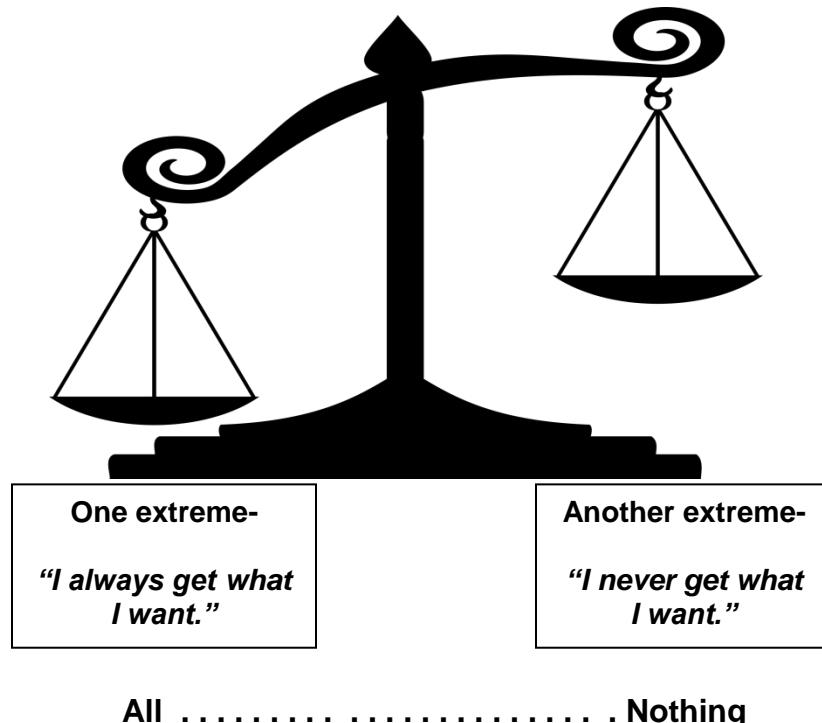


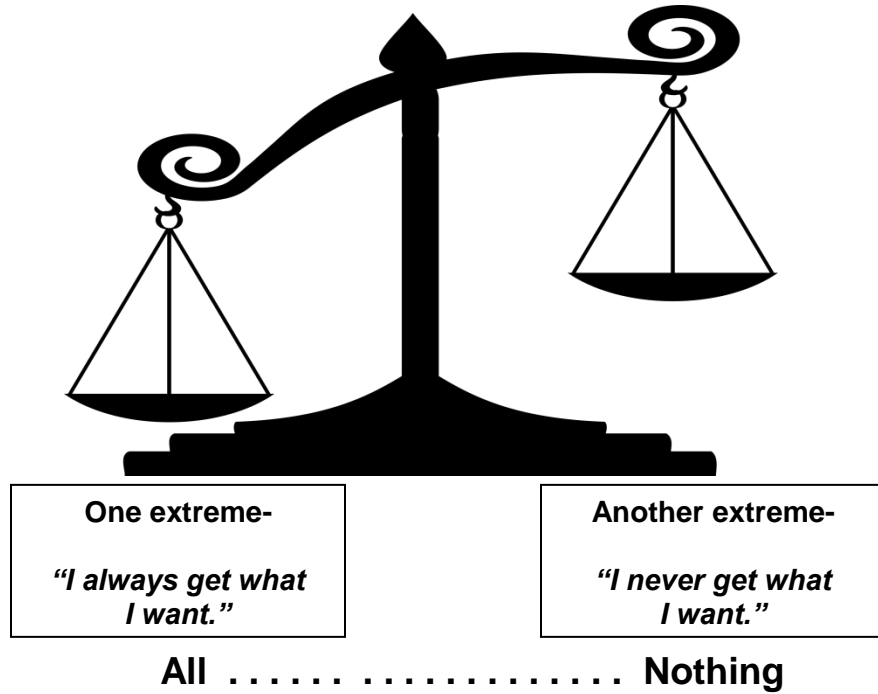
-not just part of it.

First let's look at what happens when a person is not using a balanced attitude:

- We may look at just one side of the story.
- We focus on one extreme. Some call this "all-or-nothing" thinking.


Look at the example below. When showing "all-or-nothing" thinking, a person just focuses on one of the extremes below.





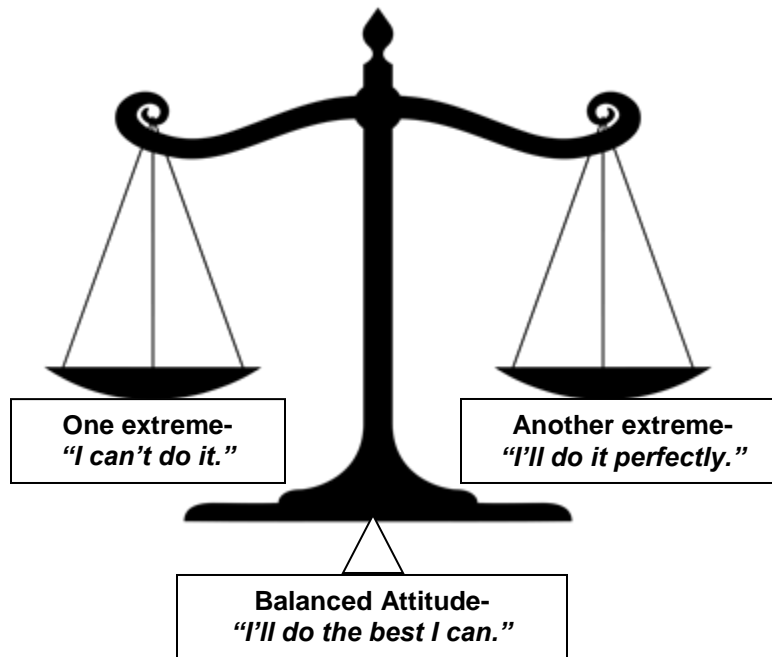
In what ways can just focusing on one extreme side of the story be a problem?

Instead of all or nothing thinking, aim to balance the 2 extremes, like this:



Tips for a Balanced Attitude:

- Start with an open attitude. This helps you see the whole picture.
- Replace extreme words like *“always,” “never,” “all”* or *“none,” “everyone”* or *“no one”* with in-between words, like *“sometimes”* or *“some people”*.
- Aim for a compromise between the two extremes.



Review and Discuss the Real-Life Practice Exercise

My Foundation: Starting with Me


Session 4



Review Content and the Practice Exercise from Session 3

Understanding ABC Patterns

There is an old saying-



***“Knowledge is Power”
Albert Einstein***

What does this mean to you?

Knowledge can increase your power to make decisions. Knowledge can increase your power to control your own behavior. In START NOW you will learn to use the ABC System. This helps give you more options for how to act in tough situations. Increased self-control can improve your life while an patient and when outside of hospital.

How do you think increased self-control might improve your life?



The ABC System

The ABC System is a way of looking at your behavior. It's a way to break down your actions into 3 parts:

A= Activators

What triggers you? It's what you react to, what gets you going or sets you off.

B= Behavior

What you do.

C= Consequence

What happens as a result of that behavior?

Here's an example of what the ABC form looks like. The full size one is on the next page. →

During **START NOW**, you'll use this to break down your behavior. We'll also be using this for group discussions.

BREAK IT DOWN, USING THE ABC SYSTEM

ACTIVATORS What triggered me?		BEHAVIOR What did I do?	CONSEQUENCES What happened?	
Activators around me What? Where? When?	Activators inside me Thoughts? Feelings?		Positive Consequences	Negative Consequences



For Behaviors above that did not work out well for you, fill in the boxes to the right, showing what you can do instead, when faced with similar activators.

BEHAVIOR What I can do instead-	CONSEQUENCES What are the likely consequences?	
	Positive Consequences	Negative Consequences

Here are some things to know about using the ABC system:

1. You can use it to understand both positive and negative behaviors.
2. At first, you will use it to look at actions you've already taken. The goal is to start using this system when things are actually happening.
3. Focusing skills help when using the ABC system. Focusing helps you slow down and think. The ABC system gives you a way to think things through. The goal is to think first, then act.

BREAK IT DOWN, USING THE ABC SYSTEM

ACTIVATORS <i>What triggered me?</i>		BEHAVIOR <i>What did I do?</i>	CONSEQUENCES <i>What happened?</i>	
<i>Activators around me</i>	<i>Activators inside me</i>	<i>Action I took</i>	<i>Positive Consequences</i> +	<i>Negative Consequences</i> -
What? Where? When?	Thoughts? Feelings?	Action		



For **B**ehaviors above that did not work out well for you, fill in the boxes to the right, showing what you can do instead, when faced with similar **A**ctivators. →

BEHAVIOR	CONSEQUENCES What are the likely consequences?	
What can I do instead?	<i>Positive Consequences</i> +	<i>Negative Consequences</i> -

Example 1: BREAK IT DOWN, USING THE ABC SYSTEM

ACTIVATORS <i>What triggered me?</i>		BEHAVIOR <i>What did I do?</i>	CONSEQUENCES <i>What happened?</i>	
Activators around me	Activators inside me	Action I took	Positive Consequences +	Negative Consequences -
<p>What? <i>A paper with writing on it was passed to me and the CO took it and wrote me up.</i></p> <p>Where? <i>Chow</i></p> <p>When? <i>Afternoon</i></p>	<p>Thoughts? <i>I wanted to know what it said.</i> <i>I want to curse the CO out.</i></p> <p>Feelings? <i>Angry.</i> <i>Annoyed. Frustrated.</i></p>	<p>Action <i>I punched the wall when I got back to my cell.</i></p>	<p><i>I did not get into it with the CO and get another ticket or end up with a worse infraction.</i></p>	<p><i>My hand was swollen and bleeding.</i></p>



For **Behaviors** above that did not work out well for you, fill in the boxes to the right, showing what you can do instead, when faced with similar **Activators**.

BEHAVIOR	CONSEQUENCES <i>What are the likely consequences?</i>	
<i>What can I do instead?</i>	<i>Positive Consequences</i> +	<i>Negative Consequences</i> -
<i>Appeal the ticket.</i>	<i>Not end up with a sore hand.</i> <i>Not placed in segregation.</i>	<i>I may not win the appeal.</i>

Example 2: BREAK IT DOWN, USING THE ABC SYSTEM

ACTIVATORS <i>What triggered me?</i>		BEHAVIOR <i>What did I do?</i>	CONSEQUENCES <i>What happened?</i>	
Activators around me	Activators inside me	Action I took	Positive Consequences +	Negative Consequences -
What? <i>I called my brother and asked him to send me money. He said no.</i> Where? <i>Dayroom/telephone</i> When? <i>Friday evening</i>	Thoughts? <i>"This isn't fair. Doesn't he remember all the things I did for him? He's selfish."</i> Feelings? <i>Angry, disappointed, sad, irritated and let down</i>	Action <i>I swore and hung up on him.</i>	<i>I was glad I stood up for myself and didn't just take it.</i> <i>I got it off my chest.</i>	<i>My brother probably won't come to visit me or send me money now.</i>



For Behaviors above that did not work out well for you, fill in the boxes to the right, showing what you can do instead, when faced with similar Activators.

BEHAVIOR	CONSEQUENCES <i>What are the likely consequences?</i>	
<i>What can I do instead?</i>	Positive Consequences +	Negative Consequences -
<i>Tell him I understand that he doesn't have extra money right now.</i>	<i>Keep a good relationship with my brother.</i>	<i>I'm still mad he's not trying harder to help me out.</i>

Example 3: BREAK IT DOWN, USING THE ABC SYSTEM

ACTIVATORS <i>What triggered me?</i>		BEHAVIOR <i>What did I do?</i>	CONSEQUENCES <i>What happened?</i>	
Activators around me	Activators inside me	Action I took	Positive Consequences +	Negative Consequences -
What? <i>I found a listing for a cook job and picked up an application. I didn't fill it out.</i> Where? <i>Local restaurant</i> When? <i>Last week</i>	Thoughts? <i>"I'm never going to get this job"</i> Feelings? <i>Worried</i> <i>Undesirable</i> <i>Defeated</i>	Action <i>I threw the application in the garbage.</i>	<i>I did not have to receive a rejection letter or phone call.</i>	<i>I will never know if I would have gotten the job or if I would have been turned down.</i> <i>I can't get a job I don't apply for.</i>



For Behaviors above that did not work out well for you, fill in the boxes to the right, showing what you can do instead, when faced with similar Activators.

BEHAVIOR <i>What can I do instead?</i>	CONSEQUENCES <i>What are the likely consequences?</i>	
	<i>Positive Consequences</i> +	<i>Negative Consequences</i> -
<i>I filled out an application and handed it in.</i>	<i>I am glad I finally got the nerve to apply. Maybe I'll get the job.</i>	<i>Maybe I'll get turned down. I'll be disappointed.</i>



Review and Discuss the Real-Life Practice Exercise

My Foundation: Starting with Me

Session 5



Review Content and the Practice Exercise from Session 4



Focusing In-Session Practice Exercise

Accepting Myself

Imagine a guy trying to learn something from a coach or a teacher. In the first picture, the instructor is respectful and patient. At the same time, this teacher expects the student to be responsible and to work hard.



Now think of a coach or teacher who is disrespectful and impatient. This teacher doesn't expect much of the student. He thinks the student is going to goof off and waste his time.



Discussion:

Which coach or teacher do you think will get better results? Why?

Which coach or teacher would you rather learn from? Why?

Some people treat themselves like the second type of teacher. When trying to learn new things, these people treat themselves in ways that often make it harder to learn. They do not treat themselves with self-acceptance.

Here's how to recognize this negative pattern:

Characteristics of Low Self-Acceptance
<input type="checkbox"/> Putting yourself down
<input type="checkbox"/> Getting really impatient with yourself, especially when you make mistakes
<input type="checkbox"/> Not expecting much of yourself
<input type="checkbox"/> Giving up quickly
<input type="checkbox"/> Not expecting yourself to work hard
<input type="checkbox"/> Making a lot of excuses for behaviors
<input type="checkbox"/> Putting yourself in unhealthy situations

When learning something new, like the START NOW skills:

- Treat yourself as the first type of teacher would.
- Be patient and kind with yourself.
- At the same time, expect yourself to work hard and be responsible.
When you do this, you show self-acceptance.



Skills Sheet:
Accepting Myself
Part 1

Use Focusing Skills

- When you focus, you are tuned in to how you see things. This includes how you think and feel.
- Focusing skills help you accept yourself.
- When you are focused, you often feel more in control.
- Continuing to practice focusing can help you with self-acceptance.

Practice Metta Meditation

Metta meditation involves a positive view of yourself. Repeat one or both of these ideas silently to yourself:

- “May I be well and happy.”
- “May I be strong, confident, and peaceful.”

Treat Myself as I Would Treat a Friend

Many of us are kinder to our friends than we are to ourselves, especially if we don't like something about ourselves. Treat yourself the way you would treat a friend that you care about. When we treat ourselves kindly and accept ourselves, our self-acceptance is nurtured and grows. What are some ways you could treat yourself as you would treat a friend?



Skills Sheet:
Accepting Myself
 Part 2

Replace Negative Self-Talk with Positive Self-Talk

- Notice how you “talk to yourself” and “talk about yourself.” This includes what you say in your own head, out loud, or in conversations with other people.
- Many people with low self-acceptance say a lot of negative things about themselves. When you notice that you’ve said something negative, replace the negative self-talk with positive self-talk.

Here are some examples:

Negative Self-Talk	Positive Self-Talk
<i>“I sounded stupid when I read that. I’m an idiot.”</i>	<i>“I think it’s pretty cool that I read out-loud like everyone else. Even if I make mistakes, I’m proud for trying.”</i>
<i>“I didn’t get any mail for two weeks. No one cares about me.”</i>	<i>“I didn’t get any mail because my family & friends are working. They write me when they can.”</i>
<i>“All the CO’s hate me.”</i>	<i>“I can get along with some CO’s here.”</i>
<i>“I always get in trouble.”</i>	<i>“Most of the time I don’t get in trouble & I can work on getting in trouble less.”</i>
<i>“I’m always screwing up.”</i>	<i>“I’ve made some mistakes in my past but I’m always the first to admit it. Plus, I do a lot of things right.”</i>



Review and Discuss the Real-Life Practice Exercise

My Foundation: Starting with Me

Session 6



Review Content and the Practice Exercise from Session 5



ABC In-Session Practice Exercise

Accepting My Situation

Hard-to-Accept Situations

We all face some difficult situations that we cannot change, but which we may find hard to accept.

Group Discussion



What are some situations that may be hard to accept?

Look at those hard-to-accept situations. What do you think are some of the reasons we may not want to accept them?

Why Some Situations are Hard to Accept:

- We don't want to feel sad or weak.
- We pretend we can go back in time and make it go differently.
- We're angry about the situation, and we just want to fight it.
- We just don't want it to be true.
- We don't think it's fair.
- We think we can will it away.
- We think we're not responsible for it.

Group Discussion



***NOT ACCEPTING THE REALITY OF OUR CURRENT SITUATION
CAN TAKE A LOT OF ENERGY & HOLD US BACK.***

HOW?

How is Accepting My Situation Helpful?

- When we stop fighting our situation, we can **deal** with it. We can use the energy spent fighting reality to cope instead.
- Accepting allows us to see what is really happening, instead of what we wish was happening. This helps us deal with things as they really are.



How Can I Accept My Situation?

- Consider the following quotes:

“When we are no longer able to change a situation - we are challenged to change ourselves.” - Viktor E. Frankl

“We must let go of the life we have planned, so as to accept the one that is waiting for us.” - Joseph Campbell

Discussion:

Why might feeling upset or angry about a situation prove unhelpful?

Why might it be helpful make accept change?

How might acceptance change our current situation?

- Use self-talk: Tell yourself that you can bear any of the upset feelings that may go along with accepting. In START NOW you will learn skills to cope with those upset feelings.
- Use *focusing* to simply observe the situation and your reactions to it. Encourage yourself to look at things as they really are.
- Sometimes it’s hard to accept another person’s actions. Remember that you can’t change what other people do. You can only change how you respond, or don’t respond, to another person’s behavior.
- Realize that acceptance often takes time. Be patient with yourself.



Review and Discuss the Real-Life Practice Exercise

My Foundation: Starting with Me

Session 7



Review Content and the Practice Exercise from Session 6



Focusing In-Session Practice Exercise


Self-Care Skills

You can build a stronger life by improving the way you take care of yourself.



Skills Sheet
Self-Care Skills: Physical Wellness

Healthy Eating: *What are some ways to eat healthfully?*



- **When you have the ability to do so, eat a balanced diet.**
- **Limit the amount of junk food you eat.**
- **Eat three meals a day.**
- **Drink plenty of fluids, especially when physically active and/or when it's hot out.**

Physical Exercise: *What are some ways to exercise regularly?*




- **Get regular exercise.**
- **Participate in recreational activities.**

Healthy Sleep: *What are some ways to cope with insomnia?*



- **Listen to soothing music, meditate, and read to cope with insomnia.**
- **Participate in activities that are physically active during the day.**
- **Limit caffeine intake in the afternoon.**
- **Aim for 7 to 8 hours of sleep a night.**

Medical & Dental Care: *Why do people sometimes avoid taking the steps below?*



- **Wash your hands regularly, & take a shower every time you can.**
- **Take medications as prescribed.**
- **Brush your teeth regularly.**

Skills Sheet

Self-Care Skills: Mental Wellness

Exercise your Mind: Do things that keep you interested and challenged.



- **Learn a new skill**
- **Read**
- **Draw**
- **Write**

Build your Self-Confidence:



- **Give yourself credit for trying something new.**
- **Notice when you do something well.**
- **Let yourself be proud that you are doing something positive, even if the result isn't as good as you hoped for.**
- **Remember to replace negative self-talk with positive self-talk.**
- **Do one thing that makes you proud each day.**

Stick with the Winners:



- **Notice people around you who are doing well.**
- **Look for people whose lives are more like how you'd like yours to be.**
- **Spend more time with positive people.**

Skills Sheet

Special Topic: When Medications are Prescribed

Here are some tips to increase your wellness when health care professionals have prescribed medication to treat physical and/or mental health conditions.



Talk with your treatment team. Here's how:

- If something gets in the way of taking the medication you are prescribed, tell your treatment team. Your treatment team can be helpful in discussing your concerns.
- Here are examples:
 - You experience side effects.
 - You don't believe in taking such a medication.
 - You don't think it is helping or is going to help.
- Show an open & balanced attitude toward the feedback your treatment team provides. Here are some areas about which people sometimes find it hard to keep an open attitude:
 - Some side effects are unpleasant, but the medication may be helpful to other symptoms.
- Jot down some notes when you are going to see your treatment team.
 - This is helpful if you find that you sometimes forget what you wanted to say when you go to appointments.
- Realize that most medications work best when you take them regularly.
- If you don't like your medications or your side effects, don't stop taking your medication without talking to your treatment team. You and your treatment team can work out a plan.



Review and Discuss the Real-Life Practice Exercise

My Foundation: Starting with Me

Session 8



Review Content and the Practice Exercise from Session 7



ABC In-Session Practice Exercise

My Spiritual Self

Many people feel that having a spiritual connection is very important. Each person's spiritual beliefs and practices are to be respected.

What does being spiritual mean to you?

Here are some things other people have said about what being spiritual means to them (there is no one right answer):

a meaningful life

a sense of peace

believing in something greater than myself

a sense of purpose

spirituality is something no one can decide but you

looking for the goodness in myself & others

always knowing there is someone there for me, someone to guide me

Ways to Recognize & Celebrate My Spiritual Self



Practice Focusing

Focusing can help us to experience our truth, a deeper voice that is within. It can keep us “centered.”

With Prayer

Talk to a Supreme Being, Higher Power, greater wisdom, or God. Ask for help and guidance. Recite a prayer, a song, or a poem that fills you with strength and inspiration.

Participate in a Spiritual Organization

Attend a worship service. Worshipping together can provide support and fellowship. Ask about other special spiritual events. Study spiritual issues with other people.

Look for Meaning

Finding meaning in a painful situation is like finding a cloud with a silver lining. You’re able to see the good out of the bad.

- Example: Another patient drives me crazy sometimes. Being here, though, has taught me to be patient with others.

Read Spiritual Literature

Consider reading spiritual books. Visit the library.

Enjoy Spiritual Music

Consider singing, listening, or learning to play spiritually influenced music.



Review and Discuss the Real-Life Practice Exercise

My Foundation: Starting with Me

Session 9



Review Content and the Practice Exercise from Session 8



ABC In-Session Practice Exercise

Identifying & Developing My Values



Values

Here's one definition of "values"-

The beliefs people have about what is most important in life; the beliefs that guide a person's behavior

What does the word "values" mean to you?

In-Group Values Exercises:



Would bring to a desert island:



A time I was proud of myself:



An especially positive day:

Things to Know about Values:

- No one can determine your values but you.
- When it comes to values, actions speak louder than words.

Conflicting Values:

- It's not uncommon to have 2 or more different values that go against each other and make it hard to make a decision.

For example: Angela values loyalty. She feels she's someone who sticks by her friends through thick or thin. She also values honesty and wants her friends to be real.

Angela finds out that a friend lied to him numerous times. He believes that he must decide to either stick it out or to end the friendship.

What would you do?



- Sometimes people keep the same values when they change their lifestyle, but find new ways to express them.
- People's values can change over time.



Review and Discuss the Real-Life Practice Exercise

My Foundation: Starting with Me

Session 10



Review Content and the Practice Exercise from Session 9



Focusing In-Session Practice Exercise

Identifying & Respecting My Personal Boundaries



The Great Wall of China

How are clear boundaries helpful to countries?

Boundaries help people in many of the same ways.

Personal Boundaries

- **Your comfort zone**
- **How you expect people to treat you, your property, & your time**
- **How you expect yourself to treat other people, and their property and time**

About Personal Boundaries

- **People have the right to decide their own boundaries.**
- Some people were raised to think of what everyone else wanted or needed. It may be completely strange to them to honor and respect their own feelings and needs. Beginning to define your own boundaries is a way to begin respecting your feelings and needs.
- Personal boundaries help us connect with people, and not just keep them out.



- Some people have had such discouraging experiences with others that they may keep their distance from almost everyone. As they get more confident that they have boundaries to protect themselves, they often feel willing to let people in a bit more.
- Having & setting boundaries, and respecting other people's boundaries, can feel strange & good at the same time.
- Letting yourself have and respect boundaries may feel strange because you may not be used to it. At the same time, it often feels good to be clear about everyone's personal limits.

Examples of Personal Boundaries

Your Time. Questions to Consider:



- How do you prefer to use your free time?
- How do you know if you are giving too much of your time away to what everyone else wants to do?
- What time do you prefer to go to sleep?

Your Belongings. Questions to Consider:



- How do you expect others to treat your belongings?
 - When do you lend items to others? To whom? Under what circumstance?

Your Values. Questions to Consider:



- Are you willing to cheat or lie to get something?
- At what point, if ever, does a person's dishonesty cause you to end the relationship?
- How important is respecting differences to you?
- Under what circumstances, if any, will you drop what you are doing to help someone else?



Review and Discuss the Real-Life Practice Exercise